



Name: \_\_\_\_\_



Date: \_\_\_\_\_

(Long vowel sound)

(Short vowel sound)



# A a



A a A a A a

A a A a A a

\_\_\_\_\_

\_\_\_\_\_

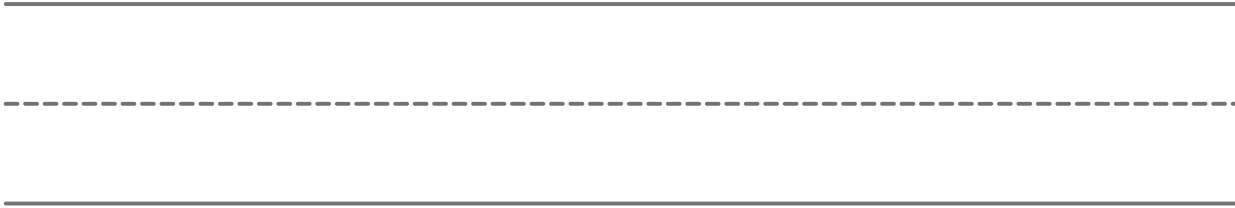
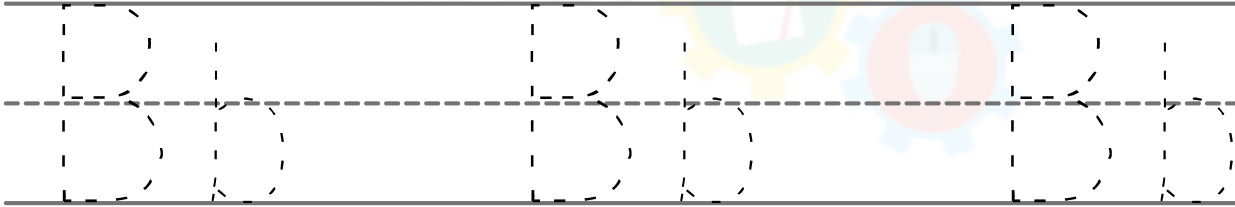
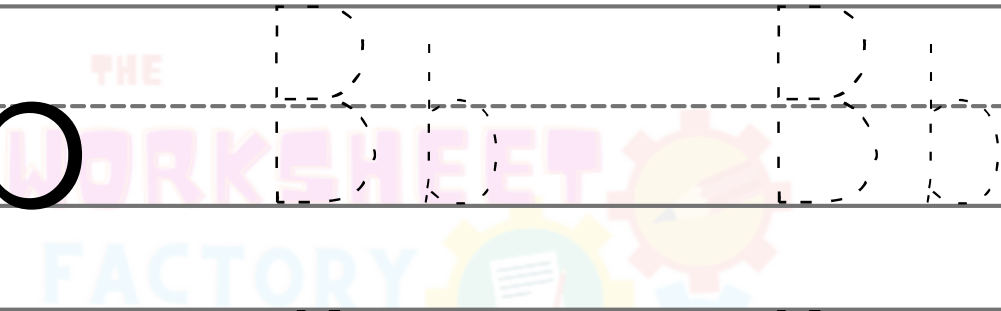


Name: \_\_\_\_\_

Date: \_\_\_\_\_



Bb





Name: \_\_\_\_\_

Date: \_\_\_\_\_




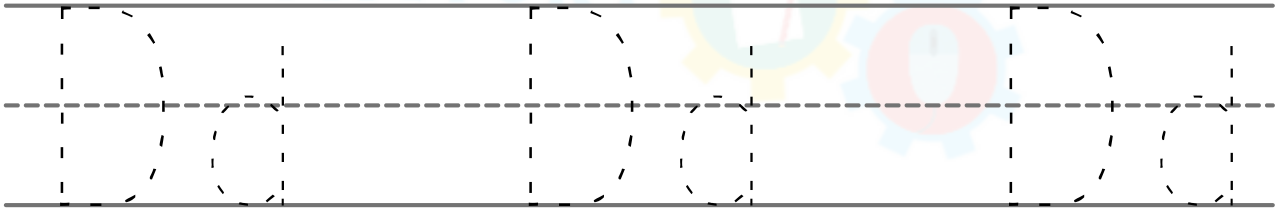

Cc





Name: \_\_\_\_\_

Date: \_\_\_\_\_





Name: \_\_\_\_\_


Date: \_\_\_\_\_

(Long vowel sound)

(Short vowel sound)



E e



E e (with dashed lines for tracing)


E e (with dashed lines for tracing)

Blank handwriting lines for independent practice



Name: \_\_\_\_\_

Date: \_\_\_\_\_



F f THE WORKSHEET FACTORY

F f

F f

F f



Name: \_\_\_\_\_

Date: \_\_\_\_\_



Gg

Gg

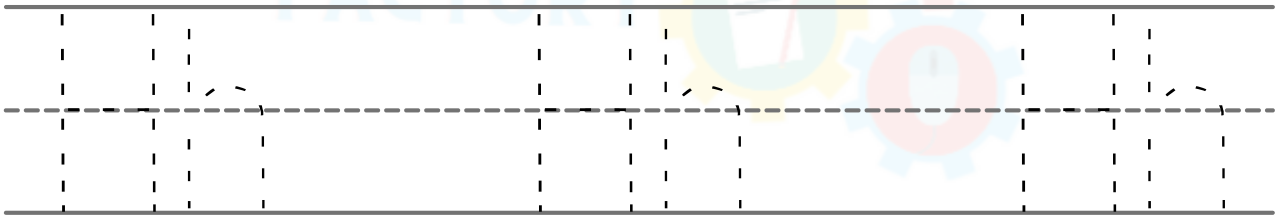
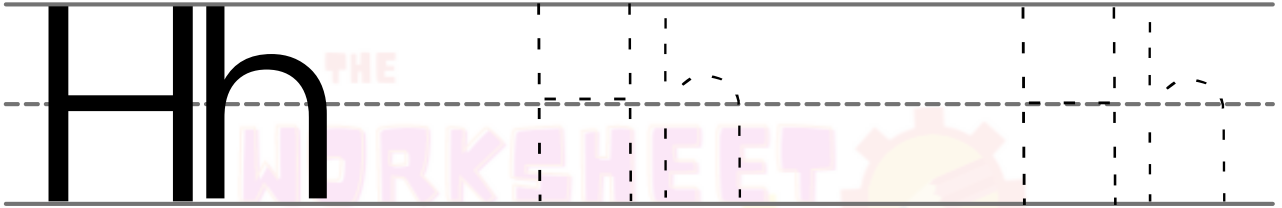
Gg

Gg



Name: \_\_\_\_\_

Date: \_\_\_\_\_







Name: \_\_\_\_\_

Date: \_\_\_\_\_

(Long vowel sound)

(Short vowel sound)



Tracing practice lines for the letter Ii. The first row shows a large 'I' and 'i' on a set of three lines (top, dashed middle, bottom). Below this are four more rows of identical three-line guides for independent practice.



Name: \_\_\_\_\_

Date: \_\_\_\_\_


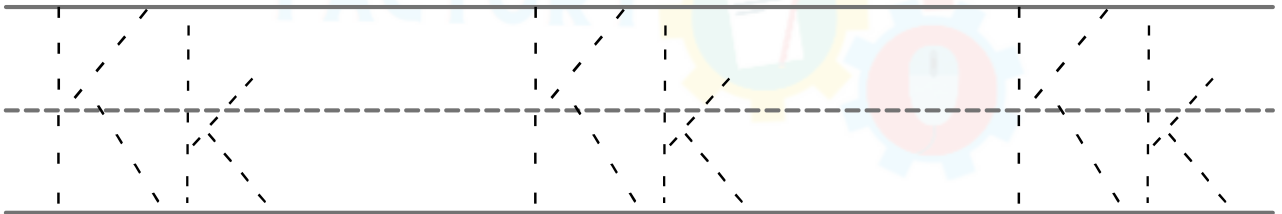
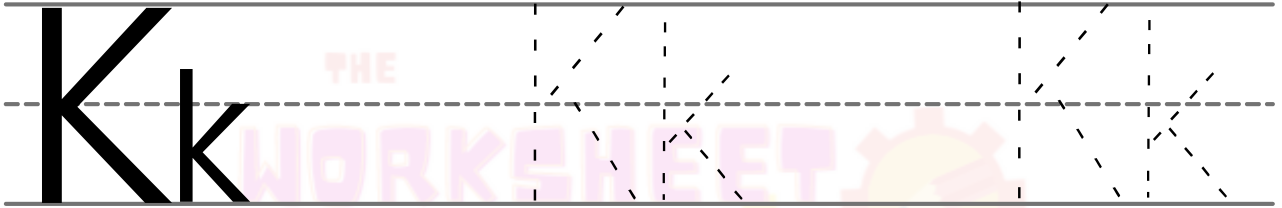



Handwriting practice lines for the letter 'Jj'. The first row shows a solid 'Jj' followed by a dashed 'Jj' for tracing. Below are three more rows of dashed 'Jj' for tracing, and three more rows of blank lines for independent practice.



Name: \_\_\_\_\_

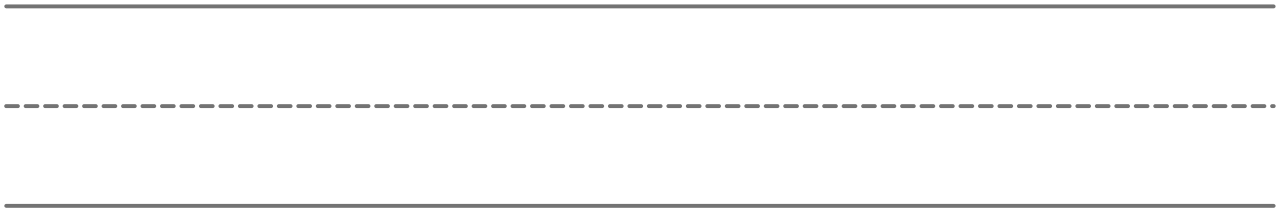
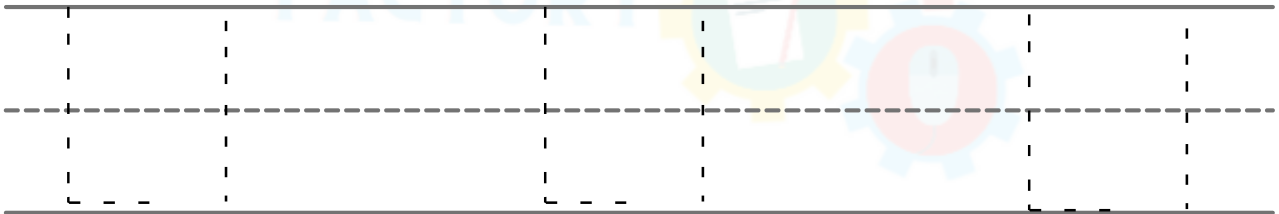
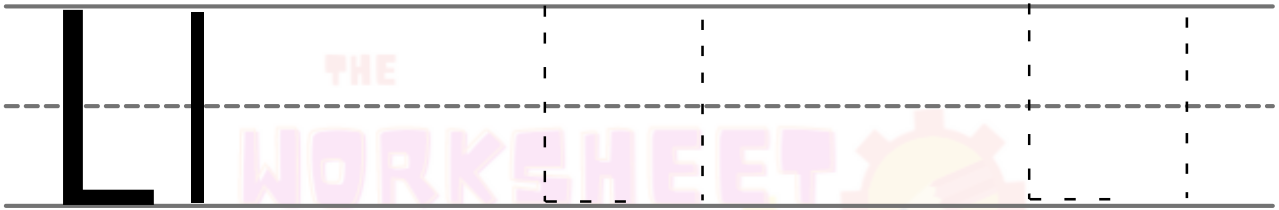
Date: \_\_\_\_\_





Name: \_\_\_\_\_

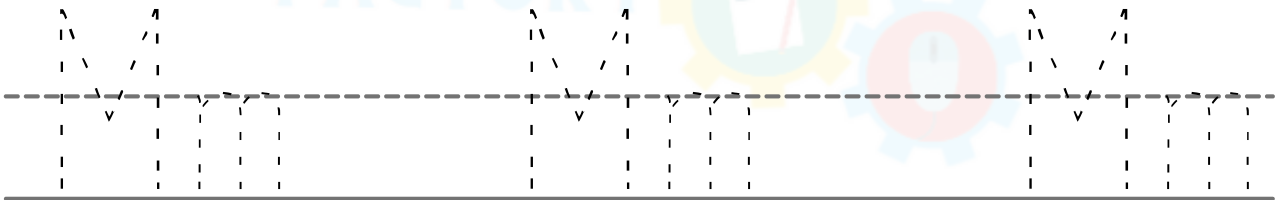

Date: \_\_\_\_\_





Name: \_\_\_\_\_


Date: \_\_\_\_\_





Name: \_\_\_\_\_

Date: \_\_\_\_\_





Name: \_\_\_\_\_

Date: \_\_\_\_\_




Oo

THE

WORKSHEET


FACTORY





Name: \_\_\_\_\_

Date: \_\_\_\_\_



Pp

THE WORKSHEET FACTORY

P P P P P P P P P P





Name: \_\_\_\_\_

Date: \_\_\_\_\_



Qq



Qq

Qq

Qq


Qq

Qq


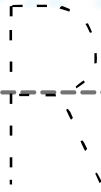

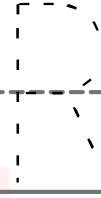


Name: \_\_\_\_\_

Date: \_\_\_\_\_



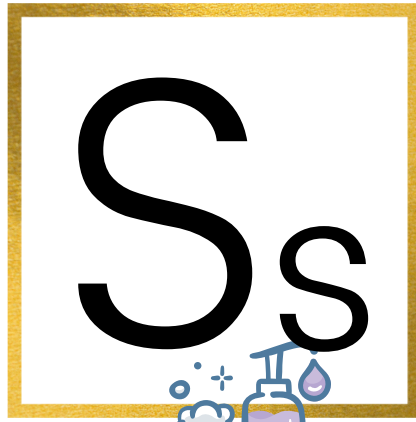
Rr








Name: \_\_\_\_\_

Date: \_\_\_\_\_




Ss





Name: \_\_\_\_\_

Date: \_\_\_\_\_



T t

T t

T t

T t

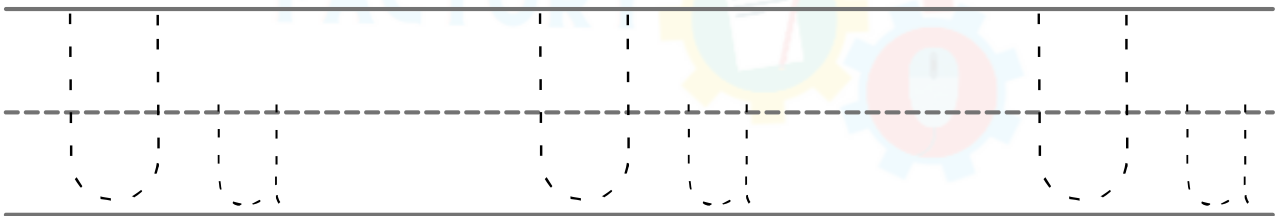
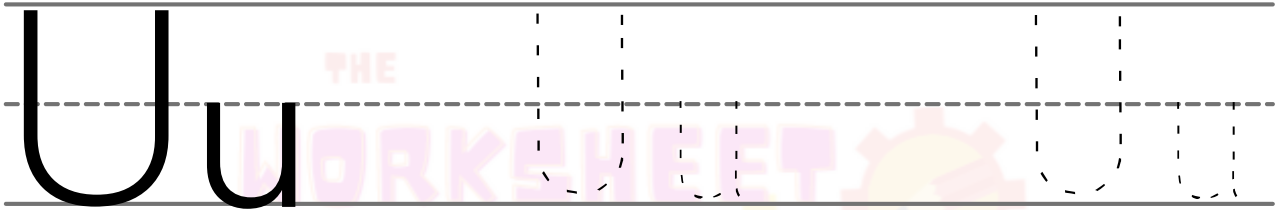



Name: \_\_\_\_\_

Date: \_\_\_\_\_

(long vowel sound)

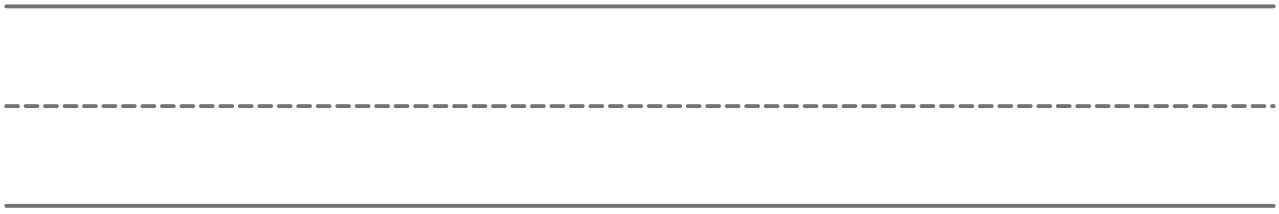
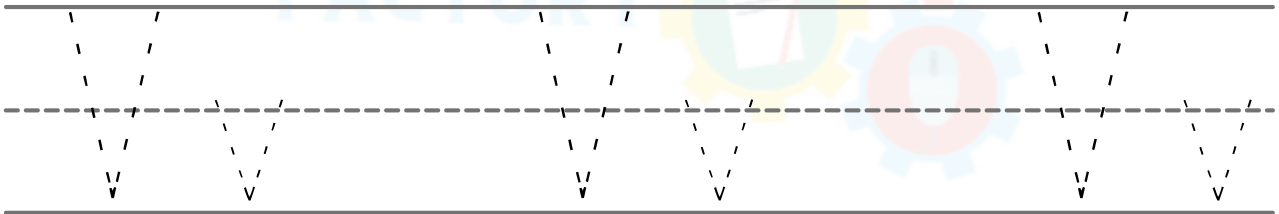
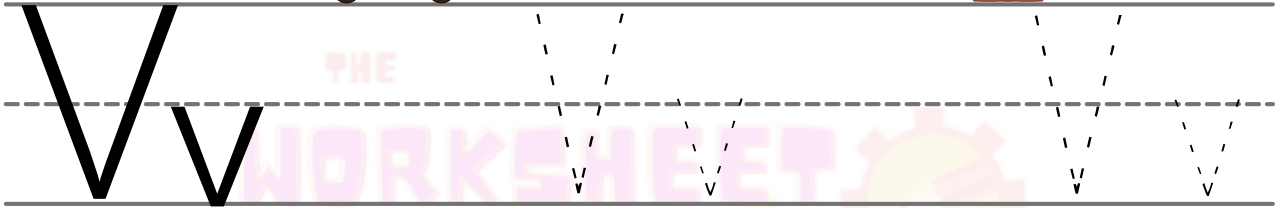
(short vowel sound)





Name: \_\_\_\_\_


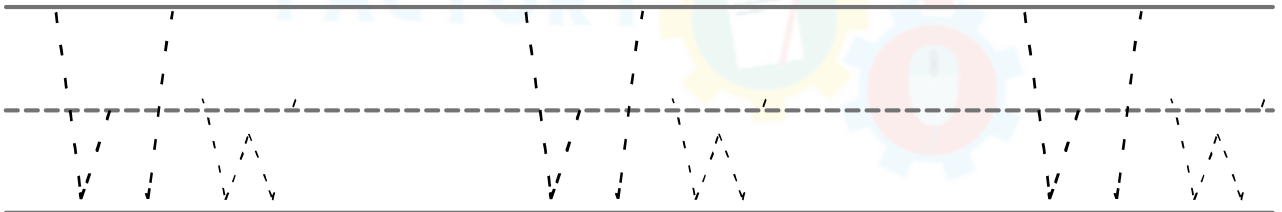

Date: \_\_\_\_\_





Name: \_\_\_\_\_

Date: \_\_\_\_\_



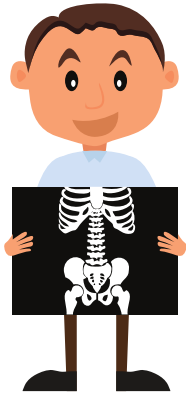


Name: \_\_\_\_\_

Date: \_\_\_\_\_

(beginning sound)

(ending sound)



X x



X x THE WORKSHEET FACTORY

X x X x X x

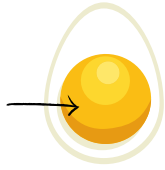
Blank handwriting lines for independent practice.





Name: \_\_\_\_\_

Date: \_\_\_\_\_



Tracing practice area for the letter 'Y'. It features four rows of handwriting lines (top solid, middle dashed, bottom solid). The first row contains a solid uppercase 'Y' and lowercase 'y', followed by dashed versions of the same letters for tracing. The second row contains only dashed uppercase 'Y's for tracing. The third and fourth rows are empty handwriting lines for independent practice.



Name: \_\_\_\_\_

Date: \_\_\_\_\_

